

ROYAL NETRA CONSTRUCTIONS PRIVATE LIMITED

ANNUAL AUDITED ACCOUNTS

FOR THE YEAR ENDED 31st MARCH, 2013

SHAPARIA & MEHTA

Chartered Accountants

1/74, Krishna Kunj,

**R. A. Kidwai Road, King's Circle,
Matunga (C. Rly.), Mumbai – 400 019, India**

Telefax No.: 2409 8905 / 06 /07 / 08

Email : sm.ca@vsnl.com

NOTICE


NOTICE IS HEREBY GIVEN THAT FOURTH ANNUAL GENERAL MEETING OF THE SHAREHOLDERS OF ROYAL NETRA CONSTRUCTIONS PRIVATE LIMITED WILL BE HELD ON MONDAY, 16TH SEPTEMBER 2013 AT THE REGISTERED OFFICE OF THE COMPANY AT 808, KRUSHAL COMMERCIAL COMPLEX, ABOVE SHOPPERS' STOP, G. M. ROAD, CHEMBUR, MUMBAI- 400089 AT 11.00 A.M. TO TRANSACT THE FOLLOWING BUSINESS:


ORDINARY BUSINESS:

1. To receive, consider and adopt the Audited Balance Sheet as at 31st March, 2013, Statement of Profit and Loss for the year ended on that date and the Reports of Directors and Auditors thereon.
2. To appoint a director in place of Mr. Satish Agarwal who retires by rotation and being eligible offers himself for re-appointment.
3. To appoint Auditors to hold office from the conclusion of this Annual General Meeting till the conclusion of next Annual General Meeting and to fix their remuneration.

For and on behalf of the Board

Place: Mumbai
Dated: 22.07.2013




Director

NOTES:

1. A MEMBER ENTITLED TO ATTEND AND VOTE AT THE MEETING IS ENTITLED TO APPOINT A PROXY TO ATTEND AND ON A POLL, TO VOTE INSTEAD OF HIMSELF AND THE PROXY NEED NOT BE A MEMBER OF THE COMPANY.
2. Any instrument appointing a proxy or proxies should be deposited at the Registered Office of the Company not less than 48 hours before the commencement of the meeting.

DIRECTORS' REPORT

The Members,
ROYAL NETRA CONSTRUCTIONS PRIVATE LIMITED
Mumbai

Your Directors have pleasure in presenting the Fourth Annual Report on the operations of the Company together with the audited accounts for the period ended 31st March, 2013.

1. FINANCIAL RESULTS:

The Financial performance of the Company for the year ended 31.03.2013 is as under:

	<u>2012-13</u> <u>(Rs.)</u>	<u>2011-12</u> <u>(Rs.)</u>
Other Income	6,69,778	19,68,932
Expenses	(1,18,338)	(26,82,392)
Profit/(loss) before exceptional items and tax	5,51,440	(7,13,460)
Exceptional items		
Amalgamation Expenses	(1,46,328)	526,163
Profit/(loss) before extraordinary items and tax	4,05,112	(12,39,623)
Tax expenses for current year	(72,425)	1,44,906
MAT credit (where applicable)	70,316	(1,44,906)
Net Current tax expenses	(2,109)	-
Deferred Tax	-	(394)
Profit/(loss) after Tax	4,03,003	(12,40,017)

2. DIVIDEND:

With a view to augment resources for future operations of the Company, your Directors do not recommend any Dividend for the period ended on 31st March 2013.


3. FIXED DEPOSITS:

The Company has not accepted or renewed any deposit from public during the period under review.

4. PARTICULARS OF EMPLOYEES:

The particulars of employees as required in accordance with Section 217 (2A) of the Companies Act, 1956, read with Companies (Particulars of Employees) Rules, 1975, are not required to be furnished as there is no employee drawing salary more than Rs. 60,00,000/- p.a. where employed throughout the year or Rs. 5,00,000/- p.m. where employed for part of the year.

[Handwritten Signature]



5. DIRECTORS:

The Board of Directors of the Company is duly constituted and there was no change in Board of Directors during the year under review.

At the forthcoming Annual General Meeting of the Company, Mr. Satish Agarwal and Mr. Vijay Arora shall retire by rotation and being eligible, they have offered themselves for re-appointment.

6. DIRECTORS' RESPONSIBILITY STATEMENT:

As required by the provisions of Section 217(2AA) of the Companies Act, 1956, your Directors confirm the following:

- (i) That in the preparation of the annual accounts, the applicable standards had been followed along with proper explanations relating to material departures.
- (ii) That the Directors selected such accounting policies and applied them consistently and made judgments and estimates that are reasonable and prudent so as to give a true and fair view of the state of affairs of the Company at the end of the financial year and of the profit of the Company for that period.
- (iii) That the Directors took proper and sufficient care to maintain adequate accounting records in accordance with the provisions of this Act to safeguard the assets of the Company and for preventing and detecting fraud and other irregularities.
- (iv) That the Directors have prepared the Annual Accounts on a going concern basis.

7. AUDITORS:

M/s Shaparia & Mehta, Chartered Accountants were appointed as the first Statutory Auditors of the Company by Board and the said appointment will expire at the forthcoming Annual General Meeting. The said Auditors are eligible for re-appointment and have expressed their willingness to act as Auditors of the Company, if appointed. The Company has received a certificate from the said Auditors confirming that their appointment, if made, would be in conformity with the provisions of Section 224 (1B) of Companies Act, 1956.




8. AUDITORS' REPORT:

Observations made in the Auditors' Report are self explanatory and therefore, do not call for any further comments under section 217(3) of the Companies Act, 1956.

9. CONSERVATION OF ENERGY, TECHNOLOGY, ABSORPTION, ADAPTATION & INNOVATIONS AND FOREIGN EXCHANGE EARNINGS AND OUTGO:

[DISCLOSURE OF INFORMATION PURSUANT TO SECTION 217 (1)(e) OF THE COMPANIES ACT, 1956 READ WITH COMPANIES (DISCLOSURE OF PARTICULARS IN THE REPORT OF BOARD OF DIRECTORS) RULES, 1988]

The Company has not carried out any activity which requires disclosure of information as regards conservation of energy or technology absorption adaptation and innovation and

Agarwal   

hence the same is not furnished. There was no foreign exchange earnings & outgo during the period under review.

10. SECRETARIAL COMPLIANCE CERTIFICATE:


M/s J. H. Ranade & Associates, Company Secretaries were appointed to conduct Secretarial Compliances Audit under Section 383A of Companies Act, 1956 for issuing Compliance Certificate for the period ended March 31, 2013. A certificate issued by the said Firm forms part of this Report.


11. ACKNOWLEDGEMENT:


The Directors wish to express their gratitude to the Bankers and all the business associates for their continuous support to the Company and to the Shareholders for the confidence reposed in the Company's management.

For and on behalf of the Board of Directors

Place: Mumbai
Date: 08.05.2013


Director


Director



INDEPENDENT AUDITOR'S REPORT

To the members of

Royal Netra Constructions Private Limited.

Report on the Financial Statements

We have audited the accompanying Financial Statements of **ROYAL NETRA CONSTRUCTIONS PRIVATE LIMITED**, which comprise the Balance Sheet as at March 31, 2013, and the Statement of Profit and Loss and Cash Flow Statement for the year ended, and a summary of significant accounting policies and other explanatory information.


Management's Responsibility for the Financial Statements

Management is responsible for the preparation of these Financial Statements that give a true and fair view of the financial position, financial performance and cash flows of the Company in accordance with the Accounting Standards referred to in sub-section (3C) of section 211 of The Companies Act, 1956. This responsibility includes the design, implementation and maintenance of internal control relevant to the preparation and presentation of the Financial Statements that give a true and fair view and are free from material misstatement, whether due to fraud or error.

Auditor's Responsibility

Our responsibility is to express an opinion on these Financial Statements based on our audit. We conducted our audit in accordance with the Standards on Auditing issued by The Institute of Chartered Accountants of India. Those Standards require that we comply with ethical requirements and plan and perform the audit to obtain reasonable assurance about whether the Financial Statements are free from material misstatement.

An audit involves performing procedures to obtain audit evidence about the amounts and disclosures in the Financial Statements. The procedures selected depend on the auditor's judgment, including the assessment of the risks of material misstatement of the Financial Statements, whether due to fraud or error. In making those risk assessments, the auditor considers internal control relevant to the Company's preparation and fair presentation of the Financial Statements in order to design audit procedures that are appropriate in the circumstances. An audit also includes evaluating the appropriateness of accounting policies used and the reasonableness of the accounting estimates made by management, as well as evaluating the overall presentation of the Financial Statements. We believe that the audit evidence we have obtained is sufficient and appropriate to provide a basis for our audit opinion.




Opinion

In our opinion and to the best of our information and according to the explanations given to us, the Financial Statements give the information required by the Act in the manner so required and give a true and fair view in conformity with the accounting principles generally accepted in India:

- a) in the case of the Balance Sheet, of the state of affairs of the Company as at March 31, 2013;
- b) in the case of the Profit and Loss Account, of the profit for the year ended on that date; and
- c) in the case of the Cash Flow Statement, of the cash flows for the year ended on that date.

Report on other legal and Regulatory Requirements

1. As required by the Companies (Auditor's Report) Order, 2003 ("the Order") issued by the Central Government of India in terms of sub-section (4A) of section 227 of the Act, we give in the Annexure a statement on the matters specified in paragraphs 4 and 5 of the Order.
2. As required by section 227(3) of the Act, we report that:
 - a) we have obtained all the information and explanations which to the best of our knowledge and belief were necessary for the purpose of our audit;
 - b) In our opinion proper books of account as required by law have been kept by the Company so far as appears from our examination of those books.
 - c) The Balance Sheet, Statement of Profit and Loss, and Cash Flow Statement dealt with by this Report are in agreement with the books of account.
 - d) in our opinion, the Balance Sheet, Statement of Profit and Loss, and Cash Flow Statement comply with the Accounting Standards referred to in subsection (3C) of section 211 of the Companies Act, 1956;
 - e) on the basis of written representations received from the directors as on March 31, 2013, and taken on record by the Board of Directors, none of the directors is disqualified as on March 31, 2013, from being appointed as a director in terms of clause (g) of sub-section (1) of section 274 of the Companies Act, 1956.



- f) Since the Central Government has not issued any notification as to the rate at which the cess is to be paid under section 441A of the Companies Act, 1956 nor has it issued any Rules under the said section, prescribing the manner in which such cess is to be paid, no cess is due and payable by the Company.

**FOR SHAPARIA & MEHTA
CHARTERED ACCOUNTANTS
FIRM REG. NO.: 112350W**



**SANJIV B. MEHTA
PARTNER
MEMBERSHIP NO.: 34950**



**PLACE: MUMBAI
DATED: 8th May, 2013**

The Annexure referred to in paragraph 1 under the heading of 'Report on other legal and Regulatory Requirements' of Our Report of even date to the members of Royal Netra Constructions Private Limited.


On the basis of such checks as we considered appropriate and according to the information and explanation given to us during the course of our audit, we report that:

1. (a) The company has maintained proper records showing full particulars including quantitative details and situation of fixed assets. *[Paragraph 4(i)(a)]*
 (b) Part of the fixed assets have been physically verified by the management during the year in accordance with a phased programme of verification which, in our opinion, is reasonable having regard to the size of the company and the nature of its assets. *[Paragraph 4(i)(b)]*
 (c) During the year the Company has not disposed off substantial part of fixed assets *[Paragraph 4(i)(c)]*
2. The Company does not have any inventory, therefore the provision of clauses 4(ii) of the Companies (Auditor's Report) Order, 2003, are not applicable to the Company. *[Paragraph 4(ii)(a)]*
3. (a) According to the information and explanations given to us and on the basis of our examination of the books of account, the Company has not granted loans, secured or unsecured, to companies, firms or other parties listed in the register maintained under Section 301 of the Companies Act, 1956. Consequently, the provisions of clauses iii (b), iii(c) and iii (d) of the order are not applicable to the Company.
 (b) The Company had taken unsecured loans from one party covered in the register maintained under Section 301 of the Act. The maximum amount involved during the year and the year end balance of such loans aggregates to Rs. 31,00,00,000/- and Rs. 31,00,00,000/- respectively. *[Paragraph 4(iii)(e)]*

Particulars	No of Parties	Amount (Rs.)
Opening balance	1	31,00,00,000
Loan taken during the year		-
Loan redeemed during the year		-
Closing balance	1	31,00,00,000

(c) In our opinion, the rate of interest and other terms and conditions of such loans are not prima facie prejudicial to the interest of the Company. *[Paragraph 4(iii)(f)]*


(d) In respect of the loans taken from parties, the same are repayable on demand and hence the question of taking reasonable steps for payment of principal and interest does not arise. *[Paragraph 4(iii)(g)]*



4. In our opinion and according to the information and explanations given to us, there are adequate internal control procedures commensurate with the size of the company and the nature of its business with regard to purchases of fixed assets and with regard to the provision of services. During the course of our audit, we have not observed any major weaknesses in internal controls. *[Paragraph 4(iv)]*
5. (a) According to the information and explanations given to us, we are of the opinion that the particulars of contracts or arrangements referred to in Section 301 of the Companies Act, 1956 have been so entered. *[Paragraph 4(v)(a)]*


(b) In our opinion and according to information and explanations given to us, particulars of contracts or arrangements referred to in Section 301 of the Companies Act, 1956 and exceeding the value of Rupees five lakhs in respect of any party during the year have been made at prices which are reasonable having regard to prevailing market prices at the relevant time where such market prices are available. *[Paragraph 4(v)(b)]*
6. The company has not accepted any deposits from the public within the meaning of Sections 58A and 58AA or any other relevant provisions of the Act and the rules framed there under. *[Paragraph 4(vi)]*
7. The company has no formal internal audit system as such but its control procedures ensure reasonable internal checking of its financial and other records. *[Paragraph 4(vii)]*
8. According to the information and explanation given to us, maintenance of cost records has been prescribed by the Central Government under section 209(1) (d) of the Act but the criteria for the same is not met by the Company and therefore the provision for this clause is not applicable to the Company. *[Paragraph 4(viii)]*
9. (a) The company is regular in depositing with appropriate authorities undisputed statutory dues including, income tax, service tax and other material statutory dues applicable to it. *[Paragraph 4(ix) (a)]*

(b) There are no dues of income tax and service tax or any other tax, cess etc. that have not been deposited on account of any dispute *[Paragraph 4(ix)(b)]*
10. The Company has been registered for less than five years so the provisions of clauses 4(x) of the Companies (Auditor's Report) Order, 2003, are not applicable to the Company. *[Paragraph 4(x)]*
11. According to the records of the Company examined by us and the information and explanations given to us, the Company has not defaulted in repayment of dues to any financial institution or bank or debenture holders as at the balance sheet date. *[Paragraph 4(xi)]*
12. The Company has not granted any loans and advances on the basis of security by way of pledge of shares, debentures and other securities. *[Paragraph 4(xii)]*
13. The provisions of any special statute applicable to chit fund/nidhi/mutual benefit fund, societies are not applicable to the company. *[Paragraph 4(xiii)]*




14. According to information and explanations given to us, the Company is not trading in Shares, Mutual funds & other Investments. [Paragraph 4(xiv)]
15. On the basis of information and explanation given to us, the Company has not given guarantee for loans taken by others from banks or financial institutions during the year. [Paragraph 4 (xv)]
16. The Company has not obtained/availed any term Loans during the year. [Paragraph 4(xvi)]
17. According to the information and explanations given to us and on an overall examination of the balance sheet of the company, we report that the no funds raised on short-term basis have been used for long-term investment. [Paragraph 4(xvii)]
18. The Company has not made any preferential allotment of shares to parties and companies covered in the register maintained under Section 301 of the Act during the year. [Paragraph 4(xviii)]
19. In our opinion and according to information and explanation given to us, the Company has not issued any secured debentures during the period covered by our report. [Paragraph 4(xix)]
20. During the period covered by our audit report, the Company has not raised any money by public issues. [Paragraph 4(xx)]
21. According to the information and explanations given to us, no fraud on or by the company has been noticed or reported during the course of our audit. [Paragraph 4(xxi)]

**FOR SHAPARIA & MEHTA
CHARTERED ACCOUNTANTS
FIRM REG. NO.: 112350W**



**SANJIV B. MEHTA
PARTNER
MEMBERSHIP NO.: 34950**



**PLACE: MUMBAI
DATED: 8th May, 2013**

ROYAL NETRA CONSTRUCTIONS PVT LTD
Balance Sheet as at 31 March, 2013


Particulars		Note No.	As at 31 March, 2013	As at 31 March, 2012
			₹	₹
A	EQUITY AND LIABILITIES			
1	Shareholders' funds			
	(a) Share capital	3	15,000,000	15,000,000
	(b) Reserves and surplus	4	(7,098,221)	(7,501,224)
	(c) Money received against share warrants		-	-
			7,901,779	7,498,776
2	Share application money pending allotment		-	-
3	Non-current liabilities			
	(a) Long-term borrowings		-	-
	(b) Deferred tax liabilities (net)		-	-
	(c) Other long-term liabilities		-	-
	(d) Long-term provisions	5	146,714	208,855
			146,714	208,855
4	Current liabilities			
	(a) Short-term borrowings	6	430,390,800	424,390,800
	(b) Trade payables	7	140,186,500	140,168,319
	(c) Other current liabilities	8	86,529,397	76,561,153
	(d) Short-term provisions	9	461,298	929,068
			657,567,995	642,049,340
	TOTAL		665,616,488	649,756,971
B	ASSETS			
1	Non-current assets			
	(a) Fixed assets			
	(i) Tangible assets	10A	7,963	13,274
	(ii) Intangible assets	10B	191,620,543	255,494,058
	(iii) Capital work-in-progress		-	-
	(iv) Intangible assets under development		-	-
	(v) Fixed assets held for sale		-	-
			191,628,506	255,507,332
	(b) Non-current investments		-	-
	(c) Deferred tax assets (net)		-	-
	(d) Long-term loans and advances	11	549,823	547,695
	(e) Other non-current assets		-	-
			549,823	547,695
2	Current assets			
	(a) Current investments		-	-
	(b) Inventories	12	448,844,157	351,597,841
	(c) Trade receivables		-	-
	(d) Cash and Bank Balances	13	12,160,612	20,865,803
	(e) Short-term loans and advances	14	11,454,124	20,308,029
	(f) Other current assets	15	979,266	930,271
			473,438,159	393,701,944
	TOTAL		665,616,488	649,756,971
	See accompanying notes forming part of the financial statements	1 to 25		

In terms of our report attached.

For SHAPARIA & MEHTA
CHARTERED ACCOUNTANTS
FIRM REGISTRATION NO : 112350W


For ROYAL NETRA CONSTRUCTIONS PVT LTD

SANJIV MEHTA
PARTNER
MEMBERSHIP NO.: 34950



NA
DIRECTOR

SA
DIRECTOR



Place : Mumbai
Date : 8th May, 2013

ROYAL NETRA CONSTRUCTIONS PVT LTD
Statement of Profit and Loss for the year ended 31 March, 2013

Particulars		Note No.	For the year ended 31 March, 2013	For the year ended 31 March, 2012
			₹	₹
A	CONTINUING OPERATIONS			
1	Revenue from operations (gross)		-	-
	Less: Excise duty		-	-
	Revenue from operations (net)		-	-
2	Other income	16	669,778	1,968,932
3	Total revenue (1+2)		669,778	1,968,932
4	Expenses			
	(a) (Increase) / Decrease in work-in-progress	12	(97,246,316)	(141,101,526)
	(b) Land And Development Rights	17	-	4,076,440
	(c) Employee Benefits Expenses	18	2,985,554	5,415,889
	(d) Finance costs	19	11,883,948	49,979,371
	(e) Depreciation and amortization expense	10C	63,878,826	63,882,365
	(f) Other expenses	20	18,616,326	20,429,853
	Total expenses		118,338	2,682,392
5	Profit / (Loss) before exceptional and extraordinary items and tax (3 - 4)		551,440	(713,460)
6	Exceptional items			
	Amalgamation Expenses	21	146,328	526,163
7	Profit / (Loss) before extraordinary items and tax (5 - 6)		405,112	(1,239,623)
8	Tax expense:			
	(a) Current tax expense for current year		(72,425)	144,906
	(b) (Less): MAT credit (where applicable)		70,316	(144,906)
	(c) Current tax expense relating to prior years		-	-
	(d) Net current tax expense		(2,109)	-
	(e) Deferred tax	23	-	(394)
			(2,109)	(394)
9	Profit / (Loss) from continuing operations (9 + 10)		403,003	(1,240,017)
	TOTAL OPERATIONS		403,003	(1,240,017)
10	Profit / (Loss) for the year		403,003	(1,240,017)

Particulars		Note No.	For the year ended 31 March, 2013	For the year ended 31 March, 2012
			₹	₹
11	Earnings per share (of ₹ 100/- each):			
	(a) Basic			
	(i) Continuing operations		0.03	(6.27)
	(b) Diluted			
	(i) Continuing operations		0.03	(8.27)
	See accompanying notes forming part of the financial statements	1 to 25		

In terms of our report attached.

For SHAPARIA & MEHTA
CHARTERED ACCOUNTANTS
FIRM REGISTRATION NO : 112350W


SANJIV MEHTA
PARTNER
MEMBERSHIP NO.: 34950



For ROYAL NETRA CONSTRUCTIONS PVT LTD

DIRECTOR

DIRECTOR



Place : Mumbai
Date : 8th May, 2013

ROYAL NETRA CONSTRUCTIONS PVT LTD
Cash Flow Statement for the year ended 31st march, 2013

Particulars	F Y 2012 - 2013		F Y 2011 - 2012	
	₹		₹	
A. CASH FLOW FROM OPERATING ACTIVITIES				
Profit/(Loss) before tax and extraordinary items		405,112		(1,239,623)
Adjustment for :				
Depreciation	63,878,826		63,882,365	
Interest Income	(669,778)		(499,620)	
Interest Expenses	11,883,948		49,979,371	
Dividend Income	-		(1,464,742)	
		75,092,996		111,897,374
Adjustment for :		75,498,108		110,657,751
(Increase) / Decrease in Work- In - Progress	(97,246,316)		(93,632,178)	
Deposits And Advances	15,278,209		(6,539,100)	
Current liabilities & Provisions	(2,045,177)		(40,454,716)	
Cash generated from operations		(84,013,284)		(140,625,994)
		(8,515,176)		(29,968,243)
Net cash from operating activities - (A)		(8,515,176)		(29,968,243)
B. CASH FLOW FROM INVESTING ACTIVITIES				
Sale of Investment In Mutual Fund	-		23,113,346	
Interest Income	1,079,670		494,788	
Loan Given	(6,015,000)		(7,502,000)	
Loan Given refunded by party	15,000		7,502,000	
Dividend received on Mutual Funds	-		1,464,742	
		(4,920,330)		25,072,876
Net cash used in investing activities- (B)		(4,920,330)		25,072,876
C. CASH FLOW FROM FINANCING ACTIVITIES				
Interest paid	(1,269,685)		(5,058,952)	
Loan Refunded	-		(15,000,000)	
Loan Taken	6,000,000.00		9,000,000	
Net cash from financing activities - (C)		4,730,315		(11,058,952)
D. NET INCREASE IN CASH AND CASH EQUIVALENT, (A+B+C)		(8,705,191)		(15,954,319)
Opening cash and cash equivalent		20,865,803		34,112,848
Opening cash and cash equivalent of amalgamated subsidiary taken over		-		2,707,274
Closing cash and cash equivalent		12,160,612.31		20,865,803
Increase in Cash Balance		(8,705,191)		(15,954,319)

NOTES:

- The above statements have been prepared in indirect method except in case of interest, dividend and purchase of investment which have been considered on actual movement of cash.
- A) Cash and cash equivalent represents cash and bank balances and investment in daily dividend schemes of mutual funds.
B) Other Bank Balances are including fixed deposits having maturity more than 3 months


Cash & Bank Balances as under	As at 31.03.13		As at 31.03.12	
	a.) Cash & Cash Equivalents			
Cash on Hand		9,605		19,605
Balance In Current accounts with scheduled Banks		1,170,422.31		976,920.31
Balance In Deposit accounts with scheduled Banks		1,100,000		11,069,278
Investment in Mutual Funds				
		2,280,027		12,065,803
b.) Other Bank Balance		9,880,585		8,800,000
		12,160,612		20,865,803

In terms of our report attached.

For SHAPARIA & MEHTA
CHARTERED ACCOUNTANTS
FIRM REGISTRATION NO : 112350W

SANJIV MEHTA
PARTNER
MEMBERSHIP NO.: 34950


PLACE : MUMBAI
Date : 8th May, 2013



FOR ROYAL NETRA CONSTRUCTIONS PVT LTD



DIRECTOR

DIRECTOR



ROYAL NETRA CONSTRUCTIONS PVT LTD
Notes forming part of the financial statements

Note	Particulars
1	Corporate information
	<p>Royal Netra Construction Pvt Ltd is a company registered under the Companies Act, 1956. It was incorporated on 29th July, 2009. Out of total paid up Share Capital of 150,000 shares of ₹ 100 each, 75,600 shares of ₹ 100 each are held by D B Realty Ltd as at 31st March, 2012. ROYAL NETRA CONSTRUCTION PVT LTD is subsidiary company of D B Realty Ltd with 50.40% stake.</p> <p>The company is engaged in the business of Real Estate Development and Construction with specific concentration on redevelopment under the SRA Projects in the city of Mumbai.</p>
2	Significant accounting policies
2.1	<p>The financial statements have been prepared on accrual basis under the historical cost convention and in accordance with the applicable accounting standards prescribed by Companies (Accounting Standards), Rules 2006. The accounting policies are consistently applied unless otherwise stated.</p>
2.2	Use of estimates
	<p>The preparation of financial statements in conformity with generally accepted accounting principles requires management to make estimates and assumptions that affect the reported amounts of assets and liabilities and disclosure of contingent liabilities at the date of the financial statements and the results of operations during the reporting period end. Although these estimates are based upon management's best knowledge of current events and actions, actual results could differ from these estimates.</p>
2.3	Inventories
	<p>A. 'Incomplete projects' (Work in Progress) are stated at Cost or Net Realizable Value, whichever is lower. 'Incomplete projects' include costs of incomplete properties for which the Company has not entered into sale agreements. 'Incomplete projects' also include initial project costs that relate directly to a (prospective) project, incurred for the purpose of securing the project. These costs are recognized as expenditure for the year in which they are incurred unless they are separately identifiable and it is probable that the respective project will be obtained.</p>
	<p>B. Finished properties are stated at Cost or Net Realisable Value, whichever is lower.</p>
	<p>C. All other inventory (including Transferable Development Rights) is stated at Cost or Net Realisable Value, whichever is lower.</p> <p>Cost included in inventory include costs incurred upto the completion of the project viz. cost of land, materials, services and other expenses (including borrowing costs) attributable to the projects.</p> <p>Interest is capitalized to work - in- progress wherever there is direct nexus of usage of borrowed funds. The balance interest is expensed out.</p>
2.4	Cash and cash equivalents
	<p>Cash comprises cash on hand and demand deposits with banks. Cash equivalents are short-term balances (with an original maturity of three months or less from the date of acquisition), highly liquid investments that are readily convertible into known amounts of cash and which are subject to insignificant risk of changes in value.</p>
2.5	Cash flow statement
	<p>Cash flows are reported using the indirect method, whereby profit / (loss) before extraordinary items and tax is adjusted for the effects of transactions of non-cash nature and any deferrals or accruals of past or future cash receipts or payments. The cash flows from operating, investing and financing activities of the Company are segregated based on the available information.</p>



Signature

Signature

2.6 Revenue recognition

Revenue from projects in relation to the sold areas only is recognized on the 'Percentage of Completion Method' of accounting. Revenue is recognized subject to the project reaching a significant level of completion. The Company follows the Guidance Note on Accounting for Real Estate Transactions of the ICAI.

Further, revenue recognized in the aforesaid manner and related costs are both restricted to 90% until the construction activity and related formalities are substantially completed. Costs of construction/development are charged to the Profit and Loss Account in proportion with the revenue recognized during the year. The balance costs are carried as part of 'Incomplete Projects' (Work - In - Progress) under inventories. Amounts receivable/ payable are reflected as Debtors / Advances from Customers, respectively, after considering income recognized in the aforesaid manner. Recognition of revenue relating to agreements entered into with the buyers, which are subject to fulfillment of obligations/conditions imposed by statutory authorities, is postponed till such obligations are discharged.

2.7 Other income

Interest income is accounted on accrual basis. Dividend income is accounted for when the right to receive it is established.

2.8 Tangible fixed assets

Fixed assets, are carried at cost less accumulated depreciation and impairment losses, if any. The cost of fixed assets includes interest on borrowings attributable to acquisition of qualifying fixed assets up to the date the asset is ready for its intended use and other incidental expenses incurred up to that date. Machinery spares which can be used only in connection with an item of fixed asset and whose use is expected to be irregular are capitalised and depreciated over the useful life of the principal item of the relevant assets. Subsequent expenditure relating to fixed assets is capitalised only if such expenditure results in an increase in the future benefits from such asset beyond its previously assessed standard of performance.

Fixed assets acquired and put to use for project purpose are capitalised and depreciation thereon is included in the project cost till commissioning of the project.

2.9 Investments


Long-term investments (excluding investment properties), are carried individually at cost less provision for diminution, other than temporary, in the value of such investments. Current investments are carried individually, at the lower of cost and fair value. Cost of investments include acquisition charges such as brokerage, fees and duties.

2.10 Employee benefits

The company has provided for gratuity, bonus and leave encashment for employees. Actuarial gains / losses are immediately taken to the Profit and Loss account and are not deferred. The Company has requested the actuarial valuer to consider the total tenure of the employees including the years worked in the group companies. The valuation is therefore done based on the total number of years of service in the group. The gratuity provision is reduced to the extent of provisions made in the books of the group companies.


2.11 Borrowing costs

Costs in connection with the borrowing of funds to the extent not directly related to the acquisition of qualifying assets are charged to the Statement of Profit and Loss. Borrowing costs, allocated to and utilised for qualifying assets, pertaining to the period from commencement of activities relating to construction / development of the qualifying asset upto the date of capitalisation of such asset is added to the cost of the assets less interest earned on the temporary investment.



Signature

25/1



2.12 Earnings per share

Basic earnings per share is computed by dividing the profit / (loss) after tax (including the post tax effect of extraordinary items, if any) by the weighted average number of equity shares outstanding during the year.

Diluted earnings per share is computed by dividing the profit / (loss) after tax (including the post tax effect of extraordinary items, if any) as adjusted for dividend, interest and other charges to expense or income relating to the dilutive potential equity shares, by the weighted average number of equity shares considered for deriving basic earnings per share and the weighted average number of equity shares which could have been issued on the conversion of all dilutive potential equity shares. Potential equity shares are deemed to be dilutive only if their conversion to equity shares would decrease the net profit per share from continuing ordinary operations. Potential dilutive equity shares are deemed to be converted as at the beginning of the period, unless they have been issued at a later date. The dilutive potential equity shares are adjusted for the proceeds receivable had the shares been actually issued at fair value (i.e. average market value of the outstanding shares). Dilutive potential equity shares are determined independently for each period presented.

The number of equity shares and potentially dilutive equity shares are adjusted for share splits / reverse share splits and bonus shares, as appropriate.

2.13 Provisions and contingencies

A provision is recognised when the Company has a present obligation as a result of past events and it is probable that an outflow of resources will be required to settle the obligation in respect of which a reliable estimate can be made. Provisions (excluding retirement benefits) are not discounted to their present value and are determined based on the best estimate required to settle the obligation at the Balance Sheet date. These are reviewed at each Balance Sheet date and adjusted to reflect the current best estimates. Contingent liabilities are disclosed in the Notes.


Contingent assets are neither recognized nor disclosed in the financial statements.

2.14 Share issues expenses


Share issue expenses and redemption premium are adjusted against the Securities Premium Account as permissible under Section 78(2) of the Companies Act, 1956, to the extent balance is available for utilisation in the Securities Premium Account. The balance of share issue expenses is carried as an asset and is amortised over a period of 5 years from the date of the issue of shares.

2.15 Income Taxes

Tax expense comprises of current tax & deferred tax. Deferred tax are accounted for in accordance with Accounting Standard 22 on "Accounting for Taxes on Income", (AS 22) issued by the Institute of Chartered Accountants of India. Current tax is measured at the amount expected to be paid to/recovered from the tax authorities, using the applicable tax rates. Deferred tax assets and liabilities are recognized for future tax consequences attributable to timing differences between taxable income and accounting income that are capable of reversal in one or more subsequent years and are measured using relevant enacted tax rates. The carrying amount of deferred tax assets at each Balance sheet date is reduced to the extent that it is no longer reasonably certain that sufficient future taxable income will be available against which the deferred tax asset can be realized.



Date : 8th May 2013



For Royal Netra Constructions Pvt Ltd

DIRECTOR

DIRECTOR

Note 3 Share capital

Particulars	As at 31 March, 2013		As at 31 March, 2012	
	Number of shares	₹	Number of shares	₹
(a) Authorized				
Equity shares of ₹ 100 each with voting rights	185,000	18,500,000	185,000	18,500,000
0% Redeemable/ Convertible Participating preference shares of ₹100 each	165,000	16,500,000	165,000	16,500,000
	350,000	35,000,000	350,000	35,000,000
(b) Issued				
Equity shares of ₹ 100 each with voting rights	150,000	15,000,000	150,000	15,000,000
(c) Subscribed and fully paid up				
Equity shares of ₹ 100 each with voting rights	150,000	15,000,000	150,000	15,000,000

Notes:

(i) Reconciliation of the number of shares and amount outstanding at the beginning and at the end of the reporting period:


Particulars	Opening Balance	Fresh issue	Bonus	ESOP	Other changes (give details)	Closing Balance
Equity shares with voting rights						
Year ended 31 March, 2013						
- Number of shares	150,000	-	-	-	-	150,000
- Amount (₹)	15,000,000	-	-	-	-	15,000,000
Year ended 31 March, 2012						
- Number of shares	150,000	-	-	-	-	150,000
- Amount (₹)	15,000,000	-	-	-	-	15,000,000

(ii) Details of shares held by the holding company, the ultimate holding company, their subsidiaries and associates:


Particulars	Equity shares with voting rights	Equity shares with differential voting rights	Compulsorily convertible preference shares	Optionally convertible preference shares
	Number of shares			
As at 31 March, 2013				
D B REALTY LTD, the holding company	75,600	-	-	-
As at 31 March, 2012				
D B REALTY LTD, the holding company	75,600	-	-	-

(iii) Details of shares held by each shareholder holding more than 5% shares:

Class of shares / Name of shareholder	As at 31 March, 2013		As at 31 March, 2012	
	Number of shares held	% holding in that class of shares	Number of shares held	% holding in that class of shares
Equity shares with voting rights				
D B Realty Ltd	75,600	50%	75,600	50%
Murugan Properties And Management Pvt Ltd	15,000	10%	15,000	10%
Rajendra Mirani	12,000	8%	12,000	8%



[Handwritten signature]



Note 4 Reserves and surplus

Particulars	As at 31 March, 2013	As at 31 March, 2012
	₹	₹
(a) Securities premium account		
Opening balance	13,500,000	-
Add : Security Premium on Amalgamation	-	13,500,000
Closing balance	13,500,000	13,500,000
(b) Surplus / (Deficit) in Statement of Profit and Loss		
Opening balance	(21,001,224)	(5,438,851)
Other reserves : Loss of amalgamated subsidiary taken over	-	(14,322,356)
Add: Profit / (Loss) for the year	403,003	(1,240,017)
Closing balance	(20,598,221)	(21,001,224)
Total	(7,098,221)	(7,501,224)

Note 5 Long Term Provisions

Particulars	As at 31 March, 2013	As at 31 March, 2012
	₹	₹
(a) Provision for employee		
(i) Provision for gratuity	146,714	208,855
Total	146,714	208,855

Note 6 Short-term borrowings

Particulars	As at 31 March, 2013	As at 31 March, 2012
	₹	₹
(a) Loans repayable on demand		
From other parties		
Unsecured	120,390,800	114,390,800
(b) Loans and advances from related parties [Refer Note no.: 22]		
Unsecured	310,000,000	310,000,000
Total	430,390,800	424,390,800

Note 7 Trade payables

Particulars	As at 31 March, 2013	As at 31 March, 2012
	₹	₹
Trade payables:		
Other than Acceptances	140,186,500	140,168,319
Total	140,186,500	140,168,319


Note : 7.1 Trade payable includes estimated cost of construction to be incurred by the company to construct the said building.

Note 8 Other Current Liabilities


Particulars	As at 31 March, 2013	As at 31 March, 2012
	₹	₹
(a) Other payables		
(i) Statutory remittances (Contributions to PF and ESIC, Withholding Taxes, Excise Duty, VAT, Service Tax, etc.)	1,308,871	2,937,670
(ii) Interest accrued but not due on short term borrowings	84,215,639	72,788,482
(iii) Others	1,004,887	835,001
Total	86,529,397	76,561,153

Note 9 Short Term Provisions

Particulars	As at 31 March, 2013	As at 31 March, 2012
	₹	₹
(a) Provision for employee benefits:		
(i) Provision for bonus	305,543	272,436
(ii) Provision for compensated absences	83,330	511,726
(b) Provision for Others		
(i) Provision of Tax	72,425	144,906
Total	461,298	929,068



Handwritten signature and initials



ROYAL NETRA CONSTRUCTIONS PVT LTD
Notes forming part of the financial statements

Note 10 Fixed assets

A.	Tangible assets	Gross block							Balance as at 31 March, 2013
		Balance as at 1 April, 2012	Additions	Disposals	Acquisitions through business combinations	Reclassified as held for sale	Borrowing cost capitalized	Other adjustments	
		₹	₹	₹	₹	₹	₹	₹	
	Computer	38,300	-	-	-	-	-	-	38,300
	Total	38,300	-	-	-	-	-	-	38,300
	Previous year	38,300	-	-	-	-	-	-	38,300

A.	Tangible assets	Accumulated depreciation and impairment				Net block			
		Balance as at 1 April, 2012	Depreciation / amortization expense for the year	Eliminated on disposal of assets	Eliminated on reclassification as held for sale	Impairment losses recognized in statement of profit and loss	Balance as at 31 March, 2013	Balance as at 31 March, 2013	Balance as at 31 March, 2012
		₹	₹	₹	₹	₹	₹	₹	₹
	Computer	25,026	5,311	-	-	-	30,337	7,963	-
	Total	25,026	5,311	-	-	-	30,337	7,963	13,274
	Previous year	16,176	8,850	-	-	-	25,026	-	13,274

B.	Intangible assets	Gross block						Balance as at 31 March, 2013
		Balance as at 1 April, 2012	Additions	Disposals	Acquisitions through business combinations	Reclassified as held for sale	Other adjustments	
		₹	₹	₹	₹	₹	₹	
	Goodwill on Amalgamation	319,367,573.00	-	-	-	-	-	319,367,573
	Total	-	-	-	-	-	-	-
	Previous year	-	-	-	319,367,573	-	-	319,367,573



Handwritten signature/initials

Handwritten signature/initials

ROYAL NETRA CONSTRUCTIONS PVT LTD
Notes forming part of the financial statements

B	Intangible assets	Accumulated depreciation and impairment				Net block			
		Balance as at 1 April, 2012	amortization expense for the year @20%	Eliminated on disposal of assets	Eliminated on reclassification as held for sale	Impairment losses recognized in statement of profit and loss	Balance as at 31 March, 2013	Balance as at 31 March, 2013	Balance as at 31 March, 2012
		₹	₹	₹	₹	₹	₹	₹	
	Goodwill on Amalgamation	63,873,515	63,873,515	-	-	-	127,747,030	191,620,543	-
	Total	63,873,515	63,873,515	-	-	-	127,747,030	191,620,543	255,494,058
	Previous year	-	63,873,515	-	-	-	-	-	255,494,058

10 b.1 As per accounting standard 14 "Accounting for Amalgamation", difference arising under the pooling interest method of accounting should be adjusted against reserves. However, the company has followed the Hon. High Court Order and has created Goodwill on account of the Debit Balance arising on amalgamation under the pooling method.

C. Depreciation and amortization relating to continuing operations:

Particulars	For the year ended 31 March, 2013	For the year ended 31 March, 2012
	₹	₹
Depreciation and amortization for the year on tangible assets as per Note 10A	5,311	8,850
Depreciation and amortization for the year on intangible assets as per Note 10B	63,873,515	63,873,515
Depreciation and amortization relating to continuing operations	63,878,826	63,882,365

10C.1 The Debit Balance arising on the amalgamation has been debited to the Goodwill, as per the Order the Honorable high Court of Mumbai dated 22nd March, 2012. The same shall be amortized over a period of 5 years beginning with the financial year 2011-2012. The amortized value of the Goodwill has been added to the cost of Work - In - Progress and carried forward as Closing Inventory.

ROYAL NETRA CONSTRUCTIONS PVT LTD
Notes forming part of the financial statements

Note 11 Long-term loans and advances

Particulars	As at 31 March, 2013	As at 31 March, 2012
	₹	₹
(a) MAT credit entitlement # - Unsecured, considered good	70,316	144,906
(b) Balances with government authorities Unsecured, considered good		
(i) Service Tax credit receivable	927	-
(ii) Income Tax Refund (Asst. Yr.: 12-13)	110,977	110,977
(iii) Income Tax Refund (Asst. Yr.: 11-12)	41,812	41,812
(iv) T D S (Asst. Yr.: 13-14)	75,791	-
(c) Other loans and advances (specify nature)		
Secured, considered good		
Unsecured, considered good	250,000	250,000
Doubtful		
Total	549,823	547,695



KNA
Ajwani

USA



Note 12 Inventories


(At lower of cost and net realizable value)

Particulars	As at 31 March, 2013	As at 31 March, 2012
	₹	₹
Work-in-progress (Refer Note 12.1 below)	448,844,157	351,597,841

Note: 12.1 Details of inventory of work-in-progress


Particulars	As at 31 March, 2013	As at 31 March, 2012	Increase during the year	Increase during the previous year
	₹	₹	₹	₹
Land Cost	41,786,055	41,786,055	-	4,076,440
Development Rights	118,000,000	118,000,000	-	-
Land Premium	5,664,995	5,664,995	-	-
Purchase of Materials	396,307	396,307	-	-
Labour Job	130,107	130,107	-	-
Hardship Compensation for Shifting	50,297,500	31,916,500	18,381,000	18,787,500
Professional Fees (Architect)	1,906,618	1,906,618	-	-
Coordination Charges	2,500,000	2,500,000	-	-
Bank Guarantee Charges	96,966	83,419	13,547	48,485
Employee Benefit Cost	13,815,454	10,708,183	3,107,271	5,415,889
Gratuity Provision Written Back	(121,717)	-	(121,717)	-
Conveyance Expenses	173,865	72,375	101,490	5,900
Diwali Expenses	3,096,188	3,096,188	-	1,458,000
Other Expenses	314,722	307,461	7,261	14,934
Interest On Loan Taken	84,881,227	72,184,385	12,696,842	48,031,011
Less : Interest on Bank F D R	(1,841,161)	(1,028,267)	(812,894)	(610,148)
Amortization of goodwill	127,747,031	63,873,515	63,873,516	63,873,515
	448,844,157	351,597,841	97,246,316	141,101,526

1. Expenses incurred in relation to slum dwellers have been included under Work –In – Progress.
2. During the period, the Company has given advance payment of Compensation for shifting to various slum occupants for alternate rehabilitation. The same has been accounted on pro rata basis.
3. Payments made for the SRA project are being shown as Work –In – Progress.



NA
Ajwani

SAK ← 25/4 →



Note 13 Cash and Bank Balances

Particulars	As at 31 March, 2013	As at 31 March, 2012
	₹	₹
A) Cash and cash equivalents		
(a) Cash on hand	9,605	19,605
(b) Balances with banks		
(i) In current accounts	1,170,422	976,920
(ii) In deposit accounts (Refer Note (i) below)	1,100,000	11,069,278
Total	2,280,027	12,065,803
B) Other Bank Balances		
Earmarked Deposit		
- Balances held as margin money or security against borrowings, guarantees and other commitments (Refer Note 13.1 below)	9,880,585	8,800,000
Total	9,880,585	8,800,000
Grand Total :	12,160,612	20,865,803

Notes: 13.1

Balances with banks include deposits amounting to ₹ 11,00,000/- (As at 31 March 2012 ₹ 1,10,74,110/-) and margin monies amounting to ₹ 98,80,585/- (As at 31 March, 2012 ₹ 88,00,000/-) which have an original maturity of more than 12 months.

Note 14 Short-term loans and advances



Particulars	As at 31 March, 2013	As at 31 March, 2012
	₹	₹
(a) Prepaid expenses - (Bank Guarantee Charges, Insurance Charges, Hardship Compensation for Shifting) Unsecured, considered good	5,381,699	20,308,029
(b) Loan Given	6,000,000	-
(c) Balance with Government Authorities TDS A.Y. 2013-2014	72,425	-
Total	11,454,124	20,308,029

Note 15 Other current assets

Particulars	As at 31 March, 2013	As at 31 March, 2012
	₹	₹
(a) Accruals		
(i) Interest accrued on deposits	576,264	930,271
(b) Others		
(i) Accrued Interest on Loan Given	403,002	-
Total	979,266	930,271

Note 16 Other income

Particulars	For the year ended 31 March, 2013	For the year ended 31 March, 2012
	₹	₹
a.) Interest income (Refer Note 16.1 below)	669,778	499,620
b.) Dividend income: (From Current Investments) others	-	1,464,742
c.) Other non-operating income : Excess Provision of Expenses Written Back	-	4,570
Total	669,778	1,968,932



Note 16.1

Particulars	For the year ended 31 March, 2013	For the year ended 31 March, 2012
	₹	₹
Interest income comprises:		
Interest from banks on:		
deposits	221,998	277,702
Interest on loans and advances	447,780	221,918
Total - Interest income	669,778	499,620

ROYAL NETRA CONSTRUCTIONS PVT LTD
Notes forming part of the financial statements
Note 17 Land And Development Cost

Particulars	For the year ended 31 March, 2013	For the year ended 31 March, 2012
	₹	₹
Land Cost	-	4,076,440
Development Rights	-	-
Land Premium	-	-
Total	-	4,076,440

Note 18 Employee benefits expense

Particulars	For the year ended 31 March, 2013	For the year ended 31 March, 2012
	₹	₹
Salary and Wages	3,107,271	5,415,889
Gratuity Provision Written Back	(121,717)	-
Total	2,985,554	5,415,889

ROYAL NETRA CONSTRUCTIONS PVT LTD
Notes forming part of the financial statements
Note 19 Finance costs

Particulars	For the year ended 31 March, 2013	For the year ended 31 March, 2012
	₹	₹
(a) Interest expense on:		
(i) Borrowings	11,883,948	49,979,371
Total	11,883,948	49,979,371

Note 19.1 Bifurcation of Finance costs


PARTICULARS	For the year ended 31 March, 2013		For the year ended 31 March, 2012	
	Profit & Loss Account	Transferred to Work -In - Progress	Profit & Loss Account	Transferred to Work -In - Progress
(a) Interest expense on:				
(i) Borrowings	-	12,696,842	2,558,508	48,031,011
Less : Interest on Bank F D R	-	(812,894)	-	(610,148)
Total	-	11,883,948	2,558,508	47,420,863

Note 19.2

Costs in connection with the borrowing of funds to the extent not directly related to the acquisition of qualifying assets are charged to the Statement of Profit and Loss. Borrowing costs, allocated to and utilized for qualifying assets, pertaining to the period from commencement of activities relating to construction / development of the qualifying asset upto the date of capitalization of such asset is added to the cost of the assets less interest earned on the temporary investment.



Handwritten signature and initials



Note 20 Other expenses

Particulars	For the year ended 31 March, 2013	For the year ended 31 March, 2012
	₹	₹
Hardship Compensation for Shifting	18,381,000	18,787,500
Conveyance Expenses	101,490	5,900
Diwali Expenses	-	1,458,000
Rates and taxes	3,500	14,000
Printing and stationery	2,935	11,000
Bank Guarantee Charges	13,547	48,485
Legal and professional	22,916	17,180
Payments to auditors (Refer Note 22.1 below)	64,880	50,000
Interest on Prematurity of Fixed Deposit	13,443	-
Miscellaneous expenses	12,615	37,788
Total	18,616,326	20,429,853

Notes 20.1 Bifurcation of payment to auditors

Payments to the auditors comprises (net of service tax input credit, where applicable):		
As auditors - statutory audit	28,090	28,090
For taxation matters	14,607	13,483
For other services	22,183	8,427
Total	64,880	50,000

ROYAL NETRA CONSTRUCTIONS PVT LTD


Notes forming part of the financial statements

Notes 20.2 Bifurcation of Other Expenses


Particulars	For the year ended 31 March, 2013		For the year ended 31 March, 2012	
	Profit & Loss Account	Transferred to Work -In - Progress	Profit & Loss Account	Transferred to
Hardship Compensation for Shifting	-	18,381,000	-	18,787,500
Conveyance Expenses	-	101,490	-	5,900
Diwali Expenses	-	-	-	1,458,000
Rates and taxes	3,500	-	14,000	-
Bank Guarantee Charges	13,547	-	-	-
Printing and stationery	2,935	-	11,000	-
Legal and professional	22,916	-	17,180	-
Payments to auditors (Refer Note 22.1 above)	64,880	-	50,000	-
Interest on Prematurity of Fixed Deposit	13,443	-	-	-
Miscellaneous expenses	5,354	7,261	22,854	14,934
Total	126,575	18,489,751	115,034	20,266,334

Note 21 Exceptional Items

Particulars	For the year ended 31 March, 2013	For the year ended 31 March, 2012
	₹	₹
Amalgamation Expenses	77,912	526,163
Total	77,912	526,163



Handwritten signature: SA * [Signature] 2014



ROYAL NETRA CONSTRUCTIONS PVT LTD
Notes forming part of the financial statements

Note 22 Related party transactions

22.1 Details of related parties:


Description of relationship	Names of related parties
Holding Company	D B Realty Ltd
Key Management Personnel (KMP)	Mr. Vijay Arora Mr. Preniel Nair

Note: Related parties have been identified by the Management.


22.2 Details of related party transactions during the year ended 31 March, 2013 and balances outstanding as at 31 March, 2013:

Particulars	Amount
	₹
<u>Interest on Loan Taken</u>	
D B Realty Ltd	9,274,520 (37,200,000)
<u>Balances outstanding at the end of the year</u>	
<u>Loan Taken</u>	
D B Realty Ltd	310,000,000 (310,000,000)
<u>Accrued Interest (net) on Loan</u>	
D B Realty Ltd	62,377,202 (54,030,134)

Note: Figures in bracket relates to the previous year




Handwritten signatures and initials: "NA", "Arora", "25/4", and "ASA".



ROYAL NETRA CONSTRUCTIONS PVT LTD
Notes forming part of the financial statements

Note 23 Deferred Tax

Note	Particulars	As at 31 March, 2013	As at 31 March, 2012
		₹	₹
23.1	Deferred tax (liability) / asset		
	<u>Tax effect of items constituting deferred tax liability</u>		
	On difference between book balance and tax balance of fixed assets	1,930	2,776
	Tax effect of items constituting deferred tax liability	1,930	2,776
	<u>Tax effect of items constituting deferred tax assets</u>		
	Unabsorbed depreciation carried forward (Refer note : 28.2)	625	165
	Preliminary Expenses	1,305	2,611
	Tax effect of items constituting deferred tax assets	1,930	2,776
	Net deferred tax (liability) / asset	-	-
23.2	The Company has recognized deferred tax asset on unabsorbed depreciation to the extent of the corresponding deferred tax liability on the difference between the book balance and the written down value of fixed assets under Income Tax. The Company has not recognized deferred tax asset on unabsorbed depreciation and brought forward business losses based on the Management's estimates of virtual certainty of future profits.		



*SA
Handwritten signature
*SA



*SA
Handwritten signature
*SA

ROYAL NETRA CONSTRUCTIONS PVT LTD
Notes forming part of the financial statements

Note 24 Earnings Per Share:

The Profit/ (Loss) considered in ascertaining the Company's Earnings Per Share comprises the net profit/ (loss) after tax.

Particulars	For the year ended	For the year
	31 March, 2013	ended 31 March, 2012
	₹	₹
Net Profit / (Loss) after tax as per Profit & Loss Account	400,853	(1,240,017)
Weighted Number of Shares outstanding during the year	150,000	150,000
Basic Diluted Earnings per Share	2.67	(8.27)
Diluted Earnings per Share	2.67	(8.27)
Face value per Equity Share	100	100

Note 25 Previous year's figures

Previous year's figures have been regrouped or rearranged wherever necessary



Handwritten signature: *NA Ajwani*

Handwritten signature: *BA. [unclear]*

